

TECHNICAL MANUAL

# BIO MICRONEEDLING

NEEDLING AT YOUR FINGERTIPS®




BIO NEEDLING

# BIO NEEDLING

## Table of content

An Introduction to Bio-Microneedling	1-2
Product + Spicule Ratings: Quick Guide	3-6
Before & Aftercare	7-9
FAQs	10
Product Descriptions	11-59
Bio-Microneedling Add-Ons	60

# BIO NEEDLING



# BIO-MICRONEEDLING

## BIO-MICRONEEDLING

### WHAT IS IT?

#### NATURE'S MICRO-NEEDLING

VitaSpicule by SpongillaTech is skin regeneration — powered by nature. In just 45 minutes, this next-generation treatment uses hydrolysed freshwater micro-sponge spicules, naturally rich in minerals, to create thousands of gentle, natural micro-channels in the skin.

These spicules act like nature's micro-needles, delivering potent active ingredients deep into the dermal epidermal junction, while stimulating your skin's own renewal process. The result is a smoother, fresher, more radiant complexion with visible improvements to texture, tone, and clarity.

### HOW DOES IT WORK?

#### 3 Steps to GLOW:

**Phase 1:** The gentle massage introduces 3.5 to 11 million siliceous microneedles into the dermis and epidermis, stimulating the skin for up to 72 hours before naturally shedding. This process creates millions of microchannels within minutes, promoting cell turnover and enhancing the absorption of topical skincare products by up to 3,000%!

**Phase 2:** Basal cells are activated, leading to the production of new skin cells that push older cells towards the surface for exfoliation. Increases cell turn over from 28 days to 7.

**Phase 3:** Collagen production, proliferation and remodelling occur. The implantation of spicules creates a wound-healing cascade that replaces damaged skin with new dermal tissues and blood vessels, effectively remodelling the skin.

### WHO IS IT FOR?

- Ageing skin
- Open and large pores
- Acne & acne scars
- Skin firmness
- Pigmentation
- Melasma
- Uneven skin tone
- Sun damage
- Dryness
- Dull Skin
- Oily Skin
- Improvement of skin texture
- Scarring

# BIO-MICRONEEDLING

## WHAT ARE THE BENEFITS?

- Boosts collagen and elastin production
- Minimal downtime, bleeding or anaesthesia is required
- Does not cause skin breakage
- Does not involve machines or acids
- Uses 100% natural ingredients
- Delivers visible results after only one session!

One of the many advantages of using spicules is their unique ability to amplify the absorption and efficacy of skincare products. This means they are the perfect companion to any skincare brand you use in your salon.

## YOU CAN REPLACE THE FOLLOWING TREATMENTS:

- Microneedling
- Acid Peels
- Physical exfoliation
- Collagen induction therapy
- Dermabrasion
- Other rejuvenation treatments

Step into the future of skincare with Bio Microneedling – more than just a treatment, it represents a harmonious blend of science and nature, delivering visible results and promoting overall skin health.

## WHO IS SPONGILLATECH?

SpongillaTech is one of the biggest manufacturers of sponge spicules worldwide, with over 13 years of experience.

Hand-picked from pristine freshwater lakes on the Tibet–Sichuan border, our spicules come from an untouched ecological haven. Sustainably harvested and processed with advanced care, they remain pure.




Unique to SpongillaTech, we use precision-sized spicules in two lengths:

- **200 µm for moderate stimulation &**
- **300 µm for deep renewal**




Our product range allows for clear prescription as we are able to supply accurate spicule numbers of each treatment.

The result? Faster skin renewal, smoother texture, and a radiant, healthy glow - only here.



# BIO MICRONEEDLING

PRODUCT NAME	CONCERNS	NUMBER OF SPICULES	LENGTH OF SPICULES	CHILLI RATING
<b>Bio Microneedling Range</b>				
<b>VitaSpicule Pro</b>	<ul style="list-style-type: none"> <li>• All skin types</li> <li>• Rosacea</li> <li>• Sensitivity</li> <li>• Teenage acne</li> <li>• Perfect intro to bio-needling.</li> </ul>	3.5 million	200µm	
<b>VitaSpicule Ultra</b>	<ul style="list-style-type: none"> <li>• Acne &amp; acne scarring</li> <li>• Pigmentation &amp; melasma</li> <li>• Lines &amp; wrinkles</li> <li>• Enlarged pores</li> <li>• Collagen remodelling &amp; firming</li> <li>• Scar revision</li> <li>• Keratosis pilaris (body)</li> </ul>	10 million	200µm	
<b>VitaSpicule Eye</b>	<ul style="list-style-type: none"> <li>• Fine lines &amp; wrinkles</li> <li>• Dehydration</li> <li>• Lift &amp; firm upper eyelid</li> <li>• Puffiness &amp; dark circles</li> <li>• Plumps &amp; hydrates the eye area</li> </ul>	200,000	200µm	

# BIO MICRONEEDLING

PRODUCT NAME	CONCERNS	NUMBER OF SPICULES	LENGTH OF SPICULES	CHILLI RATING
<b>Bio Mesotherapy Range</b>				
<b>VitaSpicule Blue Ice</b>	<ul style="list-style-type: none"> <li>• Delicate skin</li> <li>• Dehydration</li> <li>• Dull skin &amp; loss of glow</li> <li>• Collagen support &amp; firming</li> <li>• Sensitive, compromised &amp; rosacea-prone skin</li> </ul>	7 million	200µm	
<b>VitaSpicule Pink Ice</b>	<ul style="list-style-type: none"> <li>• Thickened, sun-damaged skin</li> <li>• Oily or congested skin</li> <li>• Deep lines &amp; wrinkles</li> <li>• Loss of firmness</li> <li>• Photoageing &amp; sun damage</li> <li>• Clients seeking a stronger treatment</li> </ul>	4 million (longer spicules = stronger sensation)	300µm	
<b>Spongilla Peel Range</b>				
<b>Spongilla Peel Algae Set</b>	<ul style="list-style-type: none"> <li>• Active &amp; inflamed acne</li> <li>• Acne scarring</li> <li>• Pigmentation &amp; melasma</li> <li>• Sun-damaged skin</li> <li>• Skin resurfacing</li> <li>• Advanced corrective treatments</li> </ul>	11 million	300µm	

# BIO MICRONEEDLING

PRODUCT NAME	CONCERNS	NUMBER OF SPICULES	LENGTH OF SPICULES	CHILLI RATING
<b>Bio Balm Bio Needling Range</b>				
<b>Snow Balm Exfoliator</b>	<ul style="list-style-type: none"> <li>• First-to-market oil based spicule exfoliator</li> <li>• Gentle, acid-free exfoliation</li> <li>• Suitable for most facial treatments</li> <li>• Leaves skin smooth, soft and radiant</li> <li>• Ideal for weekly professional treatments</li> </ul>	2 million	200µm	
<b>Camellia Amber Peel Balm</b>	<ul style="list-style-type: none"> <li>• Intensive dual action exfoliation due to spicules + granular exfoliant</li> <li>• Thick skins</li> <li>• Intact barrier</li> <li>• Not for sensitive skin</li> <li>• Visible peeling</li> </ul>	15 million	300µm	

# BIO MICRONEEDLING

PRODUCT NAME	CONCERNS	NUMBER OF SPICULES	LENGTH OF SPICULES	CHILLI RATING
<b>Home Care Range</b>				
<b>Skin Revitalizing Gel /VitaSpicule Glow</b>	<ul style="list-style-type: none"> <li>• Enhances active ingredient penetration (20-30x)</li> <li>• Boosts collagen production</li> <li>• Suitable for all skin types incl. acne &amp; pigmentation</li> </ul>	600,000	200µm	
<b>VitaSpicule Boost</b>	<ul style="list-style-type: none"> <li>• Boosts cellular regeneration</li> <li>• Stimulates collagen production</li> <li>• Strengthens the skin barrier</li> <li>• Provides deep hydration</li> <li>• Reduces fine lines</li> </ul>	1 million	200µm	
<b>VitaSpicule Eraser</b>	<ul style="list-style-type: none"> <li>• Relieves acne symptoms</li> <li>• Anti-inflammatory &amp; anti-bacterial</li> <li>• Reduces redness, calms and soothes irritated skin.</li> <li>• Reduces sebum accumulation</li> <li>• Decreases the relapse of acne</li> <li>• Spicules speed up skin metabolism</li> </ul>	80,000	200µm	

## BEFORE CARE

### CONTRAINDICATIONS

This product is NOT suitable for people with:

- Active eczema, psoriasis, or dermatitis in the treatment area
- Active rosacea flare-up
- Active skin infection or fungal infection
- Broken or compromised skin over large areas
- Recent scars (less than 6 months old)
- Sunburn
- Clients currently taking Roaccutane (oral or topical vitamin A therapy)
- Uncontrolled diabetes
- Skin cancer (BCC, SCC, melanoma)
- Clients undergoing chemotherapy
- Clients with HIV
- Cold sores (active outbreak)
- History of facial threads (within exclusion period below)
- Fish allergy (relevant to Eye, Ultra and X Serum PDRN)
- As spicules are of marine origin, there is a slight risk of reaction in clients with fish allergies. A patch test on the forearm is recommended where appropriate.

### POSTPONE treatment in the following cases:

- Recent waxing, threading, or laser hair removal
- Recent strong exfoliating treatments (within 7–10 days)
- Recent microneedling (within 4 weeks)
- Recent laser or resurfacing treatments (within 6 weeks)
- Recent injectables:
  - Botox: 10 days
  - Dermal fillers: 4–6 weeks
- Recent bio-stimulators or advanced skin treatments (within 8 weeks)
- Threads: avoid treatment for 6–8 weeks post-procedure

### MODIFY OR PREPARE

For optimal results and safety, adjust treatment preparation where needed:

Perform extractions and ensure thorough disinfection prior to treating acne-prone skin

- Avoid Vitamin A (retinol/retinal) 7–10 days before and after treatment
- Avoid strong AHA/BHA products 7 days prior and 7 days post-treatment

### THERAPIST GUIDANCE – CLIENT PREPARATION

Therapists must advise clients of the following prior to treatment to ensure safety and optimal results:

- Clients should disclose any recent treatments or procedures prior to booking, as this may affect treatment suitability or timing.
- Advise clients to stop topical Vitamin A (retinol/retinal) at least 7 days prior to treatment.
- Recommend avoiding alcohol for 24 hours before treatment.
- Clients should arrive with clean, makeup-free skin. Ideally, avoid makeup the night before treatment where possible to allow the skin to rest.
- Clients should bring a hat on the day of treatment, as strict sun avoidance post-treatment is essential.

# AFTERCARE

## DAY 1-3

During these days the Spongilla Spicules are actively working, initiating the renewal process. They remain in your skin for up to 72 hours.

You may experience some heat, redness, tightness, itching or a 'prickling' sensation, especially on contact. You may also experience a skin detox or purging. This is all normal and a temporary part of the process.

Any reaction is likely to be a histamine response, we recommend speaking to your pharmacist

### DO NOT

- On the day of treatment, do not wash your face, wear makeup or SPF for 24 hours
- Do not apply any skincare with active ingredients such as retinol/vitamin A, AHA's, BHA's or vitamin C
- Avoid direct sunlight
- No intensive exercise
- Avoid excessive heat
- No steam e.g. cooking, shower, sauna, steam room etc.
- No swimming in salt or chlorinated water

### TO DO

- Apply ice or splash cold water if skin is feeling hot and irritated
- Apply a gentle, hydrating moisturiser or clinic supplied moisturiser as often as required
- After 24 hours, you may wash skin with gentle cleanser and apply sunscreen
- After 24 hours, light mineral makeup or tinted moisturiser can be worn
- Wear hat when outdoors

## AFTERCARE

### DAY 3-5

Your skin will enter a period of potential shedding. You may notice your skin feeling dry, tight or notice areas of peeling.

Not every skin will peel and this does not indicate a more, or less, effective treatment.

Skin may look worse than it did pre-treatment however this is normal and all part of the renewal process. It will improve closer to day 7.

#### DO NOT

- Do not pick, peel or scrub any flaking skin. Allow natural peel to occur
- Continue to avoid any skincare with active ingredients such as retinol/vitamin A, AHA's, BHA's or vitamin C
- Do not exfoliate
- No swimming in salt or chlorinated water

#### TO DO

- Rehydrate your skin frequently throughout the day
- Wear SPF
- Wear hat when outdoors

### DAY 5-7

Your skin is now in its final stage of healing & cell renewal, revealing a more radiant & even complexion.

#### TO DO

- You can begin reintroducing your active skincare
- Gently exfoliate to remove any remaining skin cells
- Continue to wear SPF daily

# FAQS

## HOW DO VITASPICULE BY SPONGILLATECH SPICULES WORK?

- **Efficient Collagen Stimulation:** In just 5 minutes, 3.5-11 million natural siliceous microneedles are applied to the dermis through hand massage, promoting rapid collagen regeneration.
- **Enhanced Skin Renewal:** Spicules stimulate skin cell turnover, accelerating the natural renewal process.
- **Instant Plumping Effect:** As the skin heals, the production of collagen and elastin is stimulated, resulting in an almost immediate plumping effect.
- **Effective Nutrient Delivery:** The microneedles create millions of micro-channels, facilitating deep transdermal absorption of essential nutrients.
- **Boosted Metabolism:** By penetrating the outer layer of skin, spicules enhance subcutaneous microcirculation and speed up cell renewal.
- **Accelerated Skin Rebuilding:** Repeated treatments shorten the skin renewal cycle from 28 days to just 7 days, helping to rebuild the epidermis and improve overall skin health.

## HOW MANY SESSIONS ARE RECOMMENDED?

VitaSpicule by SpongillaTech treatment will achieve good results after 4-6 sessions. However, for optimal results, we recommend a series of treatments every 2 to 3 weeks, depending on the skin condition. Your therapist will advise.

## HOW LONG IS TREATMENT & RECOVERY TIME?

Treatment can last up to 45 minutes. The following 72 hours after treatment, the microneedles remain in the skin and continue to promote collagen production. It is not abnormal to feel a slight tingling feeling when making contact with the skin.

## WHAT CAN I EXPECT AFTER A VITASPICULE BY SPONGILLATECH TREATMENT?

Post-treatment, you may experience tingling, redness, and dryness — all normal reactions that typically last between 1-7 days as the skin's renewal process accelerates. Mild peeling may begin around day 3. Results can often be seen as soon as 7 days after treatment.

## AFTERCARE TIPS


- For tingling, heat, or redness: splash with cool water or gently apply wrapped ice cubes to soothe.
- If the skin begins to welt: take an antihistamine to reduce the reaction.
- Be aware: swelling is a normal part of the process and indicates that collagen production is underway.
- Itchiness (usually from day 2-3): this is a sign of new collagen forming and is not a cause for concern.
- Support skin recovery with SpongillaTech Repair Gel and avoid active exfoliants until fully healed.

BIO  
NEEDLING  
G

# BIO NEEDLING




# BIO NEEDLING



# BIO NEEDLING

## PRODUCT DESCRIPTIONS Bio Microneedling Range





## VitaSpicule Pro For 6 treatments

Spicule Resurfacing Liquid (Skin Renewal Gel): 6 x 3ml syringes

Calming Essence: 6 x 7ml vials

**3.5 million bio-needles per treatment**

**Spicule length: 200um**

### IDEAL CLIENT

With a 1 chilli rating, **VitaSpicule Pro** is ideal for clients who have never had bio microneedling before and are worried about trialling a more active treatment.

- Minimal redness, down time and discomfort
- Ideal as an introduction to BioNeedling or as a one-off radiance treatment
- Suitable for all skin types and conditions including sensitive and rosacea-prone skins
- Suitable for teenage acne
- Clients who may have booked for a stronger treatment but present on the day feeling unwell, with a weaker skin barrier

### KEY INGREDIENTS

#### Resurfacing Liquid (Skin Renewal Gel):

- **Glycerin**-Heals & strengthen skin barrier
- **Hydrolysed Sponge Spicules** - creates micro channels
- **Nelumbo Nucifera Flower (Lotus)** - Anti oxidant Anti ageing properties that promotes skin elasticity and reduces the appearance of fine lines and wrinkles
- **Allantoin**- Soothes and Hydrates
- **Beta Glucan**-Strengthens the skin barrier
- **Leptospermum Scoparium Leaf Extract (Manuka)**- Anti bacterial formula helps strengthen the skin moisture barrier and boosts resilience, allowing the skin to better protect itself against ageing stressors.
- **Stephania Tetrandra Extract (Fen Fang)** - Hydrates and soothes

#### Calming Essence:

- **Glycerin** - Heals strengthen skin barrier
- **Nelumbo Nucifera Flower (Lotus)** -Anti oxidant Anti ageing properties that promotes skin elasticity and reduces the appearance of fine lines and wrinkles
- **Piper Methysticum root extract (Kava)** - Soothes skin irritation, redness, and discomfort; clarifying and gently astringent; improves skin tone and texture.
- **Ectoin** - A natural molecule produced by salt-loving bacteria. It creates a protective hydration shell around cells, boosting hydration and protecting DNA.
- **Castor Oil**-Nourishes and strengthens
- Sodium Hyaluronate- attracts and binds moisture to the skin, which can help reduce dryness
- **Leptospermum Scoparium Leaf Extract (Manuka)**- Anti bacterial formula helps strengthen the skin moisture barrier and boosts resilience, allowing the skin to better protect itself against aging stressors.
- **Copper Tripeptide 1**- Benefits of copper peptides in skin care · Reduced appearance of wrinkles · Firmer skin · Evens skin tone · Antioxidant effects

# BIO NEEDLING

## USAGE RECOMMENDATIONS

### SALON USE

1. Cleanse the skin with a mild cleanser and disinfect it with saline or specialised lotion like GERnétic Sebo Ger. If you are treating active acne, extract pustules and disinfect the skin again.
2. Take one pre-loaded syringe of Skin Resurfacing liquid and apply the product starting on the forehead. Using the syringe, evenly dot it across the forehead, then massage it into the skin using circular motions. Once the product is mostly absorbed, continue the treatment by applying it to one side of the face and nose, avoiding the eye area and massage in. Carry out on the opposite side of the face. You may include the neck if you wish, or repeat on the forehead and each side of the face until all the product has been used. Massage spicules for 15 minutes in total.
3. Add distilled water or Collagen Mousse to loosen the product further (apply with your fingertips as you are massaging in the product). The more water is added, the more of a peeling effect the client will have.
4. Skin cooling & mask application: any remaining product is suggested to be left on the skin and a mask to be applied over the top. Suggested masks are SpongillaTech SOS Calming Mask or Ice Calming Mask. Leave to act for 15 minutes.
5. Remove the mask and gently wipe the excess product on the skin with a wet towel.
6. Open the Calming Essence vial and pour half into a small bowl. Using a brush, apply the essence evenly over the face and gently massage in. The remaining half of the calming essence can be given to the client for home use
7. Finish with Spongilla Tech Skin Repair Gel or GERnétic Calming Care and Synchro to soothe and calm the skin and boost skin renewal.

**Optional:** If this is the client's second or third treatment, a mild active can be applied straight after the mask removal to take advantage of the 3-5 million micro-channels created by the spicules. Exosomes may also be used. Then, apply Skin Repair Gel or GERnétic Synchro cream.

Clients are to follow the aftercare recommendation guide.





**VITASPICULE ULTRA**

**For 6 treatments**

Spicule Powder: 0.5g x 6 pieces

Solution Liquid: 5mL x 6 pieces

**10 million bio-needles per treatment**

**Spicule length: 200um**

*It is advised to do patch test or avoid on clients with fish allergies.*

**This is a strong treatment** - expect increased intensity, redness, and visible peeling.

**PDRN FOR AGE MANAGEMENT AND BARRIER REPAIR**


A high-end anti-ageing treatment combining precision spicules with PDRN - a powerful skin-regeneration compound. Delivers deep repair, boosts collagen, and restores youthful radiance.

**IDEAL CLIENT**

- The most comparable to a standard micro needling treatment.
- Intensive anti-ageing treatment
- Suitable for acne, acne scarring, pigmentation, melasma and open pores.
- Those wanting a boost in collagen remodelling and firming.
- Great to use on the body for scar revision or keratosis pilaris.

**KEY INGREDIENTS**

- **Hydrolysed Sponge** - Aids skin regeneration & ingredient delivery
- **PDRN 0.25%** - Aids in skin elasticity & cell renewal
- **Yeast Postbiotic** - Strengthens skin microbiome
- **Collagen** - Hydrates & plumps the skin
- **Beta glucan** - Strengthens skin barrier
- **Fibronectin** - Found naturally in the skin as part of our extra-cellular matrix, it promotes healing, improves elasticity and firmness
- **Phytic acid** - Mild exfoliation brightening and hydrating



# BIORENEWING

## USAGE RECOMMENDATIONS

### SALON USE

1. Cleanse the skin with a mild cleanser and disinfect it with saline or specialised lotion like GERnétic Sebo Ger. If you are treating active acne, extract pustules and disinfect the skin again.
  2. Open both vials, remove foil. Mixing Option 1: Tip solution liquid into the spicule powder, Attach dropper to spicule liquid and shake well. Option 2: Tip spicule powder into a small bowl, empty solution liquid into bowl and mix well.
  3. Work in sections: Begin on the forehead. If using the dropper, product can be applied evenly in a dot sequence. Or use a spatula to apply up to 5mL onto the skin starting with the forehead. Massage gently in circles and using a press & pull technique until it is absorbed (approx.4 minutes). Massage spicules for 15 minutes in total.
  4. Add distilled water or Collagen Mousse to loosen the product further (apply with your fingertips as you are massaging in the product). The more water is added, the more of a peeling effect the client will have.
  5. Skin cooling & mask application: any remaining product is suggested to be left on the skin and a mask to be applied over the top. Suggested masks are SpongillaTech SOS Calming Mask or Ice Calming Mask. Leave to act for 15 minutes.
  6. Remove the mask and gently wipe the excess product on the skin with a wet towel.
  7. Finish with Spongilla Tech Skin Repair Gel or GERnétic Calming Care and Synchro to soothe and calm the skin and boost skin renewal.
- Optional:** If this is the client's second or third treatment, a mild active can be applied straight after the mask removal to take advantage of the 3-5 million micro-channels created by the spicules. Exosomes may also be used. Then, apply Skin Repair Gel or GERnétic Synchro cream.

Clients are to follow the aftercare recommendation guide.





## VITASPICULE EYE

### 4 treatments

Eye activating essence: 4 x 1ml syringe

Eye calming mask: 4 x 10 ml

**200,000 bio-needles per treatment**

**Spicule length: 200um**

*It is advised to do patch test or avoid on clients with fish allergies*

### EXCLUSIVE TO OUR SPICULE RANGE

We're the only spicule range to offer a unique **eye spicule treatment** infused with PDRN and collagen — delivering instant visible results. This advanced formula targets fine lines, dark circles, and puffiness for smoother, brighter, and more youthful eyes.

### IDEAL CLIENT

- Ideal for clients who want to target the eye area, without down time or discomfort.
- Designed to treat the upper eye lid and under the eye to the lash line.
- Targets fine lines wrinkles and dehydration.
- Lifts and firms the upper eye lid, ideal as a course or for instant results.
- Reduces puffiness and dark circles.
- Instantly plumps and hydrates the eye area.

### KEY INGREDIENTS

#### Eye Activating Essence

- **Hydrolysed Sponge** - creates micro-channels, aids skin regeneration & ingredient delivery
- **PDRN 0.5%** - Aids in skin elasticity & cell renewal
- **Soluble Collagen** - Plumps & Hydrates
- **Lavender Flower Water** - Calming, soothing, mild anti-inflammatory
- **Shea Butter** - nourishes, softens, protects against transepidermal water loss
- **Sodium Hyaluronate** - hydration, plumping, reduces fine lines by binding water.

#### Eye Calming Mask

- **Saccharomyces Ferment Filtrate** - probiotic ferment, brightening, strengthens skin barrier.
- **Dipotassium Glycyrrhizate** (Licorice root salt) - calming, anti-inflammatory, reduces dark circles/redness.
- **Goji Berry Fruit Extract** - antioxidant, protects against free radicals.
- **Centella Asiatica Extract** - wound healing, soothing, stimulates collagen
- **Mentha Arvensis Leaf Extract (Field Mint)** → cooling, refreshing sensation
- **Sodium Hyaluronate** - hydration and plumping.



# BIONNEEDLING

## USAGE RECOMMENDATIONS


### SALON USE

1. Cleanse the skin with a mild cleanser.
2. Apply Eye Activating essence around the eye area using the pre-loaded syringe to evenly space and dot the product, one eye at a time. Massage into the skin using circular motions. Once the product is mostly absorbed, proceed to the other eye. Continue swapping eyes until all the product has been used. Massage spicules for 15 minutes in total.
3. Skin cooling & mask application: any remaining product is suggested to be left on the skin and a mask to be applied over the top. Use the Eye Calming mask that has been supplied in your box. Leave to act for 15 minutes.
4. Remove the mask and gently wipe the excess product on the skin with a wet towel.
5. Finish with Skin Repair Gel or GERnétic Calming Care and Synchro cream to soothe & calm the skin and boost skin renewal.

Clients are to follow the aftercare recommendation guide.



# BIO NEEDLING



# PRODUCT DESCRIPTIONS

## Bio Mesotherapy Range

Includes X Serums  
Mesotherapy Add-Ons



# BIO NEEDLING

## VITASPICULE BLUE ICE

Blue Iceneedle Powder: 20 x 0.5g vials  
7 million bio-needles per treatment  
Spicule length: 200um



MESO

### BIO-MESOTHERAPY - EXCLUSIVE TO OUR SPONGILLA TECH RANGE


We're the only spicule-based treatment range offering **Bio-Mesotherapy** — a breakthrough in active ingredient delivery. In this advanced method, each spicule is individually wrapped in potent active ingredients. Once the serum is applied, the spicules swell, creating micro-channels in the skin while carrying their nutrient-rich coating deep into the skin.

### IDEAL CLIENT

- Suitable for finer, more delicate skin that still would like a stronger result.
- Perfect for increased hydration, collagen production and skin glow.
- Can be used on all skin types and conditions including rosacea- prone.
- Ideal for a more sensitive, compromised skin barrier

### KEY INGREDIENTS

- **Hydrolized Sponge** - Spicules create micro channels
- **Copper Tripeptide 1** - Benefits of copper peptides in skin care · Reduced appearance of wrinkles · Firmer skin · Evens skin tone · Antioxidant effects
- **Ectoin** - A natural molecule produced by salt-loving bacteria. It creates a protective hydration shell around cells, boosting hydration and protecting DNA.
- **Spirulina Extract** - Rich in anti oxidants and amino acids Spirulina may increase growth factors that stimulate fibroblast cells creating more collagen.
- **Diatomaceous earth** - Is loaded with essential minerals such as calcium, magnesium, zinc, and copper. These are all amazing for the health of your skin, as they support the natural healing process when utilised in skincare



# BIO NEEDLING

## USAGE RECOMMENDATIONS

### SALON USE

1. Disinfect the skin. We recommend GERnétic Sebo Ger lotion as the most suitable option, but saline is also applicable. If you are treating active acne, extract pustules and disinfect the skin again.
2. Open one Blue IceNeedle powder vial and pour all the contents into a dish. Customise the active infusion of the bio-needling with your choice of serum to address the customer's concern. We recommend mixing with chosen Spongilla X serum (10ml). Use entire contents of serum, mix with the Blue Iceneedles in dish, then add distilled water or Collagen Mousse to loosen the product, creating a gel-like texture. The more water used, the more peeling the client will have.
3. Apply the product, starting with the forehead, and massage it into the skin using circular motions. Once the product is mostly absorbed, apply it to one side of the face and nose, avoiding the eye area. Then, carry out on the opposite side of the face. You may include the neck if you wish or repeat on the forehead and each side of the face until all the product has been used. Massage spicules for 15 minutes in total.
4. Skin cooling and mask application: it is recommended that a mask be applied for up to 15 minutes over the top of any remaining product on the skin. Suggested masks are SpongillaTech SOS Calming Mask or Ice Calming Mask.
5. Remove the mask and gently wipe the excess product off the skin with a wet towel.
6. Finish with Skin Repair Gel or GERnétic Calming Care and Synchro to soothe and calm the skin and boost skin renewal.

**Optional:** If this is the client's second or third treatment, a mild active can be applied straight after the mask removal to take advantage of the 3-5 million micro-channels created by the spicules.

The client is to follow the aftercare recommendation guide.

# BIO NEEDLING



MESO

## VITASPICULE PINK ICE

**Pink Iceneedle Powder: 20 x 0.5g vials**  
**4 million bio-needles per treatment**  
**Spicule length: 300um**

### BIO-MESOTHERAPY – EXCLUSIVE TO OUR SPONGILLA TECH RANGE

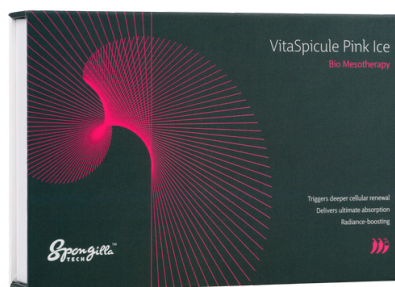
We're the only spicule-based treatment range offering Bio-Mesotherapy — a breakthrough in active ingredient delivery. In this advanced method, each spicule is individually wrapped in potent active ingredients. Once the serum is applied, the spicules swell, creating micro-channels in the skin while carrying their nutrient-rich coating deep into the skin.

### IDEAL CLIENT

- Ideal for clients who love to feel a treatment or prefer stronger, deeper needling sessions
- Designed for thicker sun damaged skins with a thicker epidermis or those with a thick oily skin.
- Stronger treatment more heat and very prickly.
- Ideal for deeper lines and wrinkles and those with lots of sun damage.
- Not for fine delicate skins with sensitivity or clients who do not want a strong treatment.

### KEY INGREDIENTS

- **Hydrolysed Sponge** - Spicules aid skin regeneration & ingredient delivery
- **Damask Rose** - Hydrating, soothing, anti-ageing, rich in Vitamin C
- **Ectoin** - A natural molecule produced by salt-loving bacteria. It creates a protective hydration shell around cells, boosting hydration and protecting DNA.
- **Cyanocobalamin** - Vitamin B12 derivative, pink in colour - antioxidant to hydrate, brighten and strengthen the skin barrier.



# BIO NEEDLING

## USAGE RECOMMENDATIONS

### SALON USE

1. Disinfect the skin. We recommend GERnétic Sebo Ger lotion as the most suitable option, but saline is also applicable. If you are treating active acne, extract pustules and disinfect the skin again.
2. Open one Pink IceNeedle powder vial and pour all the contents into a dish. Customise the active infusion of the bio-needling with your choice of serum to address the customer's concern. We recommend mixing with chosen Spongilla X serum (10ml}. Use entire contents of serum, mix with the Pink Iceneedles in dish, then add distilled water or Collagen Mousse to loosen the product, creating a gel-like texture. The more water used, the more peeling the client will have.
3. Apply the product, starting with the forehead, and massage it into the skin using circular motions. Once the product is mostly absorbed, apply it to one side of the face and nose, avoiding the eye area. Then, carry out on the opposite side of the face. You may include the neck if you wish or repeat on the forehead and each side of the face until all the product has been used. Massage spicules for 15 minutes in total.
4. Skin cooling and mask application: it is recommended that a mask be applied for up to 15 minutes over the top of any remaining product on the skin. Suggested masks are SpongillaTech SOS Calming Mask or Ice Calming Mask.
5. Remove the mask and gently wipe the excess product off the skin with a wet towel.
6. Finish with Skin Repair Gel or GERnétic Calming Care and Synchrono to soothe and calm the skin and boost skin renewal.

**Optional:** If this is the client's second or third treatment, a mild active can be applied straight after the mask removal to take advantage of the 3-5 million micro-channels created by the spicules.

The client is to follow the aftercare recommendation guide.

## X Serum - Astaxanthin

### Antioxidant, Brightening & Skin Barrier Support

10 x 10mL Vials

Astaxanthin Serum is part of the X Focused Serum range which is a series of professional serums designed to work with Iceneedles. Each ingredient addresses unique skin concerns allowing you to tailor treatments to meet specific client needs.

#### WHO IS THIS FOR?

Clients with a sensitive, dehydrated, compromised skin barrier and those with sun damage, pigmentation and melasma.

Best for:

- Clients concerned with reactive, sensitive, damaged skin barrier.
- Sensitive, rosacea prone skin
- Redness and inflammation and signs of pigmentation

#### BENEFITS & FEATURES

- Astaxanthin is 6000 times more potent than Vitamin C
- Protects cell membrane from oxidative damage, keeping cells youthful
- Helps to limit inflammation, reducing conditions such as ageing, acne, rosacea and sunburn.
- Dry or dehydrated skin: Boosts hydration by protecting the skin barrier and reducing moisture loss.
- Pigmented skin: reduces hyperpigmentation and evens skin tone by inhibiting melanin production.

#### KEY INGREDIENTS

- **Astaxanthin** - Powerful antioxidant, protecting skin cells from oxidative stress, reducing inflammation, and promoting skin hydration, repair, and a more even complexion.
- **Fomes officinalis mushroom** - A yeast-rich polypeptide that delivers nutrients that supports skin health.
- **3.0 Ethyl Ascorbic Acid** - A stable, oil soluble derivative of Vitamin C, it brightens and evens skin tone. The stable form of Vit C allows for enhanced absorption for longer-lasting effects.
- **Licorice Root** - Soothing and brightening
- **Tocopheryl Acetate** - A stable form of Vitamin E which is antioxidant, healing and repairing.



BIO  
NEEDLING  
EFFECTED  
SERUM

# BIO NEEDLING

## USAGE RECOMMENDATIONS

### SALON USE

1. Take 1 piece of Iceneedles powder and 1 piece of Astaxanthin Serum, mix them together well in a sterilised bowl to form a gel.
2. Use a mild product to prepare and cleanse the skin, then disinfect with normal saline or GERnétic Sebo GER
3. Apply evenly to the skin. Massage in a circular motion using a press-pull technique. In more sensitive areas gently pat or press into the skin. Continue for 5- 10 minutes until it is well absorbed.
4. Skin cooling & mask application: any remaining product is suggested to be left on the skin and a mask to be applied over the top. Suggested masks are SpongillaTech SOS Calming Mask or Ice Calming Mask. Leave to act for 15 minutes.
5. Remove any excess product with dampened fibrella.
6. Finish with Skin Repair Gel or GERnétic Calming Care and Synchro cream to soothe and calm the skin and boost skin renewal.



## X SERUM - NMN

### Energy Activating for Ageing Skin

10 x 10mL Vials

NMN Serum is part of the X Focused Serum range which is a series of professional serums designed to work with Iceneedles. Each ingredient addresses unique skin concerns allowing you to tailor treatments to meet specific client needs.

#### WHO IS THIS FOR?

Clients whose lifestyle and stress levels are showing on the skin in the form of a dull, lacklustre complexion with dehydration and uneven skin tone.

Best for:

- Clients with dull, tired, or ageing skin needing a cellular energy boost.
- Clients exposed to UV and excessive levels of free radicals (smoking, pollution, medication)
- Preventative anti-ageing for younger clients.
- Those with a stressful lifestyle NMN will delay the onset of skin ageing.
- Skin exposed to stress, showing signs of reduced vitality and radiance.

#### BENEFITS & FEATURES

- Boosts NAD levels: NMN is directly converted into NAD. NAD is vital for energy production (ATP synthesis) in the cells mitochondria.
- NAD activates enzymes that repair damaged DNA caused by UV exposure and oxidative stress. Protecting against premature ageing.
- NAD activates sirtuins, a family of proteins that promote cell longevity and reduce inflammation.
- Provides a cellular energy boost for skin that is dull, tired or ageing

#### KEY INGREDIENTS

- **Nicotinamide Mononucleotide (NMN)** - Improves skin health by boosting hydration, elasticity, and reducing signs of ageing like wrinkles and fine lines.
- **Fomes officinalis mushroom** - A yeast-rich polypeptide that delivers nutrients that supports skin health.
- **Cyanocobalamin (Vit B12)** - Promotes cell regeneration, improving hydration and reducing inflammation.
- **Licorice Root** - Soothing and brightening
- **Sodium Hyaluronate** - Moisturises and provides instant hydration



BIO  
NEEDLING  
EFFECTIVE

# BIO NEEDLING

## USAGE RECOMMENDATIONS

### SALON USE

1. Take 1 piece of Iceneedles powder and 1 piece of NMN Serum, mix them together well in a sterilised bowl to form a gel.
2. Use a mild product to prepare and cleanse the skin, then disinfect with normal saline or GERnétic Sebo GER
3. Apply evenly to the skin. Massage in a circular motion using a press-pull technique. In more sensitive areas gently pat or press into the skin. Continue for 5- 10 minutes until it is well absorbed.
4. Skin cooling & mask application: any remaining product is suggested to be left on the skin and a mask to be applied over the top. Suggested masks are SpongillaTech SOS Calming Mask or Ice Calming Mask. Leave to act for 15 minutes.
5. Remove any excess product with dampened fibrella.
6. Finish with Skin Repair Gel or GERnétic Calming Care and Synchro cream to soothe and calm the skin and boost skin renewal.

## X SERUM - PDRN

### Regeneration, Hydration, and Anti-Ageing

10 x 10mL Vials

PDRN Serum is part of the X Focused Serum range which is a series of professional serums designed to work with Iceneedles. Each ingredient addresses unique skin concerns allowing you to tailor treatments to meet specific client needs.

#### WHO IS THIS FOR?

All clients concerned with skin ageing and lack of firmness. Promotes a more youthful skin.

- Clients with damaged, ageing, or post-treatment skin.
- Those seeking skin repair, regeneration, and improved elasticity.

#### BENEFITS & FEATURES

- Works at a cellular level to stimulate fibroblasts, increasing collagen and elastin production thereby firming the skin.
- Promotes cellular repair to regenerate damaged or aged skin cells, promoting a youthful complexion.
- Stimulates angiogenesis (formation of new blood vessels), improving oxygen and nutrient delivery to cells, boosting skin vitality
- Promotes cellular turnover, smoothing lines and wrinkles

#### KEY INGREDIENTS

- **PDRN 1%** - Promotes healing, rejuvenation and cellular repair
- **Fomes officinalis mushroom** - A yeast-rich polypeptide that delivers nutrients that supports skin health.
- **Allantoin (Comfrey Root)** - Soothes & calms
- **Licorice Root** - Soothing and brightening
- **Sodium Hyaluronate** - Moisturises and provides instant hydration




# BIO NEEDLING

## USAGE RECOMMENDATIONS

### SALON USE

1. Take 1 piece of Iceneedles powder and 1 piece of PDRN serum, mix them together well in a sterilised bowl to form a gel.
2. Use a mild product to prepare and cleanse the skin, then disinfect with normal saline or GERnétic Sebo GER
3. Apply evenly to the skin. Massage in a circular motion using a press-pull technique. In more sensitive areas gently pat or press into the skin. Continue for 5- 10 minutes until it is well absorbed.
4. Skin cooling & mask application: any remaining product is suggested to be left on the skin and a mask to be applied over the top. Suggested masks are SpongillaTech SOS Calming Mask or Ice Calming Mask. Leave to act for 15 minutes.
5. Remove any excess product with dampened fibrella.
6. Finish with Skin Repair Gel or GERnétic Calming Care and Synchro cream to soothe and calm the skin and boost skin renewal.

# BIO NEEDLING



PRODUCT DESCRIPTIONS  
Spongilla Peel Range





### SPONGILLA PEELS ALGAE SET

#### For 1 treatment

Spongilla Peeling Powder: 2g x 1 piece

Solution Liquid: 10mL x 1 piece

**11 million bio-needles per treatment**

**Spicule length: 300um**

*It is advised to do patch test or avoid on clients with untreated thyroid conditions*

#### ALGAE-POWERED RENEWAL

This treatment is designed to actively encourage skin peeling using long-length spicules. These spicules are more abrasive, creating deeper stimulation and promoting visible exfoliation as the skin renews — revealing a smoother, fresher complexion beneath

Enriched with spirulina and chlorella, this antioxidant-rich blend hydrates, calms inflammation, and supports collagen for a smoother, healthier glow

#### IDEAL CLIENT

- Most exfoliating as the product has a long spicule with algae attached, this makes it the most abrasive, with mechanical exfoliation as well as spicule needling.
- For clients that are happy to experience heat and prickling during treatment.
- Peeling most likely and longer downtime of up to 10 days
- Results more extreme, as the skin can become hot, red and tight from day 2 with peeling from day 3.
- Ideal for acne breakout, inflamed acne and scarring.
- Increases peeling and removes pigment and melasma.
- Ideal on sun damaged skins that are looking for skin resurfacing.

#### KEY INGREDIENTS

- **Hydrolysed Sponge** - Aids skin regeneration & ingredient delivery
- **Spirulina powder** - anti ageing and anti inflammatory due to its high antioxidant effects
- **Chlorella vulgaris** - rich in essential nutrients, vitamins, minerals and antioxidants. Hydrates, reduces inflammation and stimulates collagen.
- **Collagen** - to plump the skin and minimise fine lines and wrinkles.




# BIO NEEDLING

## USAGE RECOMMENDATIONS

### SALON USE

1. Cleanse skin well with a gentle cleanser such as Nimue Cleansing Gel.
  2. Sterilise the skin with a purifying lotion such as GERnétic Sebo Ger or Derma and pat dry.
  3. Empty Spongilla Peeling Powder into a small bowl. Open the Solution Liquid by removing the cap and foil seal. Empty the entire contents over the powder. Using a spatula, mix well. Please note, the peel will have a brown colour. This is due to the spicules being 45% pure along with the algae content.
  4. Apply to the forehead and cheeks with a spatula. The neck can be treated also, but note this area is more sensitive.
  5. Massage in circles and press/pull for 10 minutes. For thin or sensitive skin reduce operation time to 5 minutes.
  6. Be sure to press the product well into the skin. The skin can feel hot and tingly. This is normal.
  7. Using dampened fibrella and firm movements, remove the excess Spongilla Peel from the skin.
  8. To cool the skin, we suggest using the SOS Calming Sheet Mask or Ice Calming Mask. Leave to act for 15 minutes.
  9. Remove the mask. Wipe over the skin again with damp fibrella.
  10. Finish the treatment by applying a soothing, calming gel, such as Spongilla Tech Repair Gel or GERnétic's Calming Care Gel.
  11. Apply a hydrating cream such as GERnétic Synchro, if required.
- Clients are to follow the aftercare recommendation guide.

# BIO NEEDLING



# BIO NEEDLING

## PRODUCT DESCRIPTIONS Bio Balm Bio Needling





**SNOW BALM EXFOLIATOR - 150G**

*Gentle spicule exfoliation*

**Not suitable for oily or acne-prone skin**

**Spicule length: 200um**

**2 million spicules per treatment**

**PRODUCT OVERVIEW**

VitaSpicule Snow Balm Exfoliator is a first-to-market oil-based spicule exfoliating treatment designed to enhance skin smoothness, radiance and refinement without the use of acids.

This luxurious creamy balm combines gentle bio-spicule exfoliation with nourishing botanical oils and is ideal for any skin type before any facial treatment. **Not to be used alongside other Spicule treatments.**

**FEATURES & BENEFITS**

- First-to-market oil-based spicule exfoliator combining skin resurfacing with deep nourishment
- Provides gentle, acid-free exfoliation to refine skin texture and boost radiance
- Creamy balm texture allows an extended massage experience while maintaining skin comfort
- Supports smoother, softer and brighter-looking skin without excessive dryness or stripping
- Enriched with botanical oils, antioxidants and niacinamide to help hydrate and condition the skin
- Ideal as a weekly professional exfoliation treatment and suitable for most facial protocols except for on oily or acne-prone skins.

**KEY INGREDIENTS**

- **Hydrolysed Sponge (Spicules)** – supports skin renewal and gentle mechanical exfoliation
- **Avocado Butter** – deeply nourishes and helps maintain skin hydration
- **Meadowfoam Seed Oil** – supports barrier protection and skin softness
- **Niacinamide** – brightens, refines and supports overall skin health
- **Fomes Officinalis (Mushroom) Extract** – helps refine pores and smooth skin texture
- **Neroli Oil** – antioxidant-rich and calming to the skin
- **Grapefruit Peel Oil** – helps revitalise and refresh dull skin
- **Jasmine Extract** – soothing and conditioning for skin comfort
- **Green Tea Extract** – provides antioxidant protection against environmental stress
- **Vitamin E** – helps protect and nourish the skin barrier



# BIO NEEDLING

## USAGE RECOMMENDATIONS

### SALON USE

- Ideal as the exfoliation step within any professional facial treatment
- Suitable for weekly treatments
- Can be used alongside LED.
- Suitable for most skin types excluding oily and acne-prone skins
- Not recommended alongside other spicule or intensive resurfacing treatments
- Avoid use immediately after peels, hair removal, laser or aggressive exfoliation procedures
- Do not use around the eyes

### TREATMENT PROTOCOL

- Remove makeup and cleanse the skin thoroughly
- Soften the skin with a warm, damp towel compress for 30-60 seconds
- Apply approx. 5 ml of Snow Balm Exfoliator by evenly dotting over the face, neck and décolletage.
- Massage gently for up to 5 minutes, avoiding excessive pressure on neck and décolletage.
- Remove thoroughly with a warm, damp towel compress or fibrella.
- Either continue with your chosen facial treatment (not spicule based) or follow with a hydrating or calming mask such as SpongillaTech SOS Calming Mask or Ice Calming Mask.
- Complete treatment with finishing skincare and SPF

### POST-TREATMENT ADVICE

- Mild redness, warmth or tingling may occur temporarily
- Hydration and barrier-support products are recommended post-treatment
- Daily SPF is essential
- Avoid excessive heat for next 12 hours

### PROFESSIONAL NOTE

This product contains natural freshwater sponge spicules designed to stimulate superficial skin renewal through gentle mechanical exfoliation. It is intended for professional salon use only.

# BIO NEEDLING



BALM

## CAMELLIA AMBER PEEL BALM - 150G

For professional intensive resurfacing treatments

**Spicule length: 300um**  
**15 million spicules per treatment**

\*Only for thick skins with an intact barrier and no sensitivity. This treatment is our most intense resurfacing as it has a dual action of granular exfoliation and spicules. Recommended for those who are looking for intense resurfacing.

### PRODUCT OVERVIEW

VitaSpicule Amber Peel is an intensive resurfacing treatment designed for advanced skin correction and renewal. Featuring 300µm spicules and 15 million bio-needles per treatment, it delivers a powerful skin-renewing response for clients requiring deeper exfoliation and visible skin transformation.

Long spicules create a stronger stimulation effect, encouraging accelerated cellular turnover and collagen production while helping to improve the appearance of severe photoageing, textural irregularities, congestion and post-acne scarring. Camellia seed particles further enhance exfoliation by removing accumulated surface debris and dead skin cells.

The addition of nutrient-rich botanical butters helps support skin recovery and barrier repair, balancing intensive resurfacing with nourishment and protection.

### FEATURES & BENEFITS

- Intensive resurfacing treatment designed for advanced skin correction and renewal
- Contains 15 million bio-needles and long 300µm spicules to stimulate deep cellular turnover
- Supports collagen production to improve skin firmness, texture and overall skin quality
- Helps visibly reduce roughness, congestion, uneven skin tone and post-acne scarring
- Combines powerful exfoliation with nourishing botanical butters to support skin recovery and barrier repair
- Delivers visible peeling and transformative skin-smoothing results with improved clarity and radiance

### KEY INGREDIENTS

- **Hydrolysed Sponge** – delivers intensive spicule exfoliation to accelerate cellular turnover and support collagen renewal
- **Camellia Seed Particles** – granular exfoliant that naturally exfoliates dead skin cells and helps refine skin texture
- **Avocado Butter** – deeply nourishes and supports skin barrier repair during recovery
- **Mango Seed Butter** – replenishes essential lipids and helps maintain skin comfort
- **Vitamin E** – provides antioxidant protection while supporting skin recovery and resilience



# BIO-NEEDLING

## USAGE RECOMMENDATIONS

- Ideal for severe photoageing and sun-damaged skin
- Suitable for thickened, congested and heavily keratinised skin
- Recommended for acne-prone skin and post-acne scarring
- Suitable for clients seeking intensive resurfacing and visible skin renewal
- Not suitable for sensitive, reactive, inflamed or barrier-compromised skin
- Always pair with calming, hydrating and barrier-support products following treatment

## TREATMENT PROTOCOL

- Cleanse and prepare the skin thoroughly.
- Soften the skin with a warm, damp towel compress for 30-60 seconds
- Apply approx. 3mL of Amber Peel Balm by evenly dotting over the face.
- Massage for 3-5 minutes using gentle pressing and circular movements, adjusting pressure on delicate areas. Keep communicating with your client and adjust pressure as needed.
- Remove excess product with warm, damp towel compress by pressing - do not rub.
- Apply a cooling and calming mask for 15 minutes such as SpongillaTech SOS Calming Mask or Ice Calming Mask.
- Remove the mask and complete the treatment with calming, hydrating and barrier-support products.
- Do not apply SPF

## TREATMENT INFORMATION

### Expected Responses:


- Needling sensations during and after treatment
- Feels like glass shards. Can be intense so isn't for everybody.
- Temporary redness and warmth
- Possible dryness and visible peeling during the renewal process
- Progressive improvement in skin smoothness, clarity and texture

## PROFESSIONAL NOTE

Due to the concentration of spicules and intensive peeling response, Amber Peel should only be performed by trained skin professionals. Careful client selection, thorough consultation and adherence to post-treatment care protocols are essential to achieve optimal outcomes.

Treatment can be customised. On average use 3mL for the face. For a less intense treatment, use 2mL and more intense use a maximum of 5mL (to include neck and décolletage.)

# BIO NEEDLING



PRODUCT DESCRIPTIONS

Salon Extras:

Activator, Mask, Repair



## COLLAGEN MOUSSE

300mL

To increase activity and maximise results, Collagen Mousse, can be added into any Spicule treatment.

### BENEFITS & FEATURES

- Maximises the activity of your spicule treatment
- Strengthens and conditions the skin barrier
- Contains soluble collagen to plump and hydrate
- Increases skin peeling

### KEY INGREDIENTS

- **Hydrolysed Collagen** - Collagen peptides for deeper penetration, stimulates collagen production
- **Soluble Collagen** - Larger molecular size, hydrophilic, provides immediate hydration and barrier protection
- **Beta Glucan** - Strengthens skin barrier, soothes and hydrates
- **Fibronectin** - A glyco-protein that encourages wound healing, stimulates fibroblast activity and cellular turnover.



# BIO NEEDLING

## USAGE RECOMMENDATIONS

### SALON USE

#### Option 1:

After manipulation of **any** spicule treatment is complete, rather than adding water, 2 pumps of Collagen Mousse, can be massaged over the skin (this will increase the sensation for the client, so be aware).

Massage with light circular movements, press - pulling technique for up to 5 minutes.

#### Option 2 - For Use with VitaSpicule Ultra Treatment

Can be mixed into the VitaSpicule Ultra Treatment. Mix Spicule Powder 1 with Solution Liquid 2 in a bowl. Then, rather than adding water, add 1 -2 pumps of Collagen Mousse.

#### For Use with Spongilla Peel

Mix Spongilla Peeling Powder with Solution Liquid in a bowl. Then, rather than adding water, add 1 -2 pumps of Collagen Mousse.

## NEW SKIN REPAIR GEL 10 ML

### New Skin Repair Gel – Post-Treatment Essential

Professional-grade gel for rapid calming and healing after spicule treatments.

- Speeds up healing and skin repair
- Cools, soothes & relieves discomfort
- Locks in moisture & shields from irritants
- Reduces redness, itching & sensitivity
- Prevents water loss, keeping skin supple and hydrated

Use for the first 3 days post-treatment for faster recovery and lasting comfort.

### KEY INGREDIENTS

- **Copper Tripeptide-1** - Aids firming & elasticity
- **Kava Extract** - Antioxidant & anti-inflammatory
- **Chinese Peony** – Antioxidant, brightens & plumps
- **Ectoin** - Moisturises & strengthens the skin barrier



# BIO NEEDLING

## USAGE RECOMMENDATIONS

### AT HOME USE

1. Apply a good amount of the Skin Repair Gel on the skin and gently massage to absorb.
2. Can be used multiple times a day.

### SALON USE

Apply the Skin Repair Gel after spicule treatment to cool, soothe and repair the skin.



## ICE CALMING MASK

Ice Calming mask: 50 x 0.8g capsules

### Post-Treatment Relief

- Strengthens the skin barrier and reduces inflammation
- Promotes healing and speeds recovery
- Locks in moisture and prevents water loss
- Cools and soothes heated, sensitive skin
- Calms irritation and restores comfort
- Capsule-packed for freshness and convenience

### KEY INGREDIENTS

- **Copper Tripeptide-1** - Aids firming & elasticity
- **Hyaluronic Acid** - Hydrates & supports skin restoration
- **Ectoin** - A natural molecule produced by salt-loving bacteria. It creates a protective hydration shell around cells, boosting hydration and protecting DNA.
- **Allantoin** (Comfrey Root) - Soothes & calms
- **Mentha (mint)** - Anti-inflammatory & calms
- **Spirulina Extract** - Rich in anti oxidants and amino acids Spirulina may increase growth factors that stimulate fibroblast cells creating more collagen.
- **Licorice Root** - Soothing and brightening



# BIO NEEDLING

## USAGE RECOMMENDATIONS

### SALON USE

1. Take 1 capsule, open the capsule cap and put the powder into a sterilized bowl. Add 80ml -100 ml of distilled water or saline and mix well into a gel.
- 2 Apply gauze onto the face and then apply the gel with a brush or spatula evenly on the skin; leave on for 15-20 minutes.
- 3.Remove the gauze, then rinse off remaining product with clean water.
- 4.This mask is perfect for use after any spicule treatment or when skin is inflamed and in need of cooling.
5. Finish with Skin Repair Gel or GERnétic Calming Care and Synchro cream to soothe and calm the skin and boost skin renewal.

## SOS CALMING MASK

For professional post-treatment skin recovery

6 X 25ML MASKS

### Professional cooling, calming and skin recovery treatment

- Rapidly cools and calms skin following professional resurfacing treatments
- Helps reduce visible redness, heat and post-treatment discomfort
- Provides intensive hydration to support skin recovery and barrier repair
- Contains Copper Tripeptide-1 to promote skin regeneration and recovery
- Strengthens skin resilience against environmental stressors while healing
- Ideal as an in-clinic recovery treatment or post-procedure take-home support

### KEY INGREDIENTS

- **Copper Tripeptide-1** – supports skin repair, collagen production and tissue regeneration
- **Ectoin** – protects skin cells from environmental stress while supporting hydration and barrier function
- **Sodium Hyaluronate** – delivers intensive hydration and helps reduce moisture loss
- **Licorice Root Extract** – helps calm irritation and reduce visible redness
- **Menthyl Lactate** – provides an immediate cooling sensation to soothe discomfort
- **Glycerin** – attracts moisture to help maintain skin hydration and comfort



# BIO NEEDLING


## USAGE RECOMMENDATIONS FOR SALON & HOME CARE

- Recommended following all VitaSpicule treatments
- Ideal after chemical peels, resurfacing procedures and skin rejuvenation treatments
- Suitable for skin experiencing redness, heat, irritation or dryness
- Can be used as a professional treatment mask or home-care recovery support
- Particularly beneficial during the first 24-72 hours following advanced skin treatments

## TREATMENT PROTOCOL

1. Complete the professional treatment and gently cleanse the skin if required.
2. Apply the SOS Calming Mask to the face, ensuring full skin contact.
3. Leave in place for 15-20 minutes.
4. For enhanced cooling and calming effects, use alongside ice globes, cryotherapy massage or a cool compress.
5. Remove the mask and gently massage any remaining serum into the skin.
6. Follow with calming, hydrating and barrier-support products as required.
7. Finish with SPF protection during daytime hours.

# BIO NEEDLING



# BIO NEEDLING

## PRODUCT DESCRIPTIONS Homecare/Retail



# BIO NEEDLING

**SKIN REVITALIZING GEL 50 mL**  
VitaSpicule Glow (new name)  
**600,000 bio-needles per treatment**  
Spicule length: 200um



**RETAIL**

## SPICULES AT HOME

- Targets acne, pigmentation, and visible signs of ageing
- Maintains and extends results from salon treatments
- Maximises absorption and effectiveness of home skincare products
- Delivers 600,000 bio-needles per treatment for gentle stimulation
- Improves collagen production, firmness, and skin texture
- Deeply hydrates and revitalises all skin types

## KEY INGREDIENTS

- **Hydrolysed Sponge** - Aids skin regeneration & ingredient delivery
- **Damascus Rose** - Antioxidant, soothes & calms
- **Allantoin (Comfrey Root)** - Soothes & calms



## USAGE RECOMMENDATIONS

### AT HOME USE - Use every 2 to 3 days (PM)

1. Cleanse the skin with a gentle cleanser.
2. Apply three (3) pumps (3mL) of Skin Revitalizing Gel directly to the skin with damp fingertips. Massage the product over the skin in the same way as you would apply an exfoliant. Avoid the eye area.
3. Ensure you maintain slip over the skin by adding water as needed. Massage over the skin 3 to 10 minutes maximum.
4. Rinse the skin with water.
5. To follow, we suggest applying a hydrating facial mask (such as SOS Calming Mask) for 15- 20 minutes.
6. Use a moist towel to remove any residue on the skin. Apply a moisturizer containing NO Retinol or AHA and BHA actives. GERnétic Synchro cream is recommended.
7. Continue your usual skincare routine the following day, but avoid AHA, BHA, or Retinol. Use an SPF and avoid sun exposure.

BIO  
NEEDLING  
DOLLING  
G

# BIO NEEDLING

## VITASPICULE BOOST

10g/Syringe

**1 million bio-needles per treatment**

**Spicule length: 200um**



RETAIL

### STRONGER, DEEPER ACTION AT HOME

- Works deeper in the skin for intensive stimulation and renewal
- Speeds up cell turnover for faster, visible results
- Delivers a stronger resurfacing effect with minimal downtime
- Highly effective for acne, congestion, pigmentation, and signs of ageing
- Not suitable for sensitive skins — designed for stronger skins seeking a deeper peeling action
- Boosts active ingredient absorption by up to 30×
- Maintains and enhances results from professional treatments
- Hydrates, calms, and strengthens the skin barrier

### KEY INGREDIENTS

- **Hydrolysed Sponge spicules** - Aids skin regeneration & ingredient delivery
- **Glycerin** - strengthens skin barrier, prevents trans epidermal water loss
- **Shea butter** - nourishes, softens and hydrates
- **Fomes Officinalis Extract (Mushroom)** - Moisturising, improves skin tone and firmness, anti-inflammatory, soothes and calms
- **Meadowfoam Seed Oil** - hydrating, reduces appearance of fine lines, scars and wrinkles
- **Castor Oil** - Hydration, softens the skin,
- **Sphingomonas Ferment**: Skin Conditioning



# BIO NEEDLING

## USAGE RECOMMENDATIONS

**RETAIL USE - Once every 2 weeks - Not for sensitive skin**

1. Cleanse the skin with a mild cleanser.
2. Apply 1 pump (peppercorn-sized amount, equivalent to 1 million spicules) to the skin.
3. Add a small amount of water to fingertips and mix to create a smooth paste.
4. Massage over the skin using damp fingertips in circular motions for up to 5 minutes.
5. Rinse thoroughly with cool water.
6. Optional: Apply a soothing, hydrating mask for 15 minutes, then remove with a wet towel.
7. Finish with a gentle moisturiser. No AHA, BHA, or Retinol for 7 days after use (or 3 days prior).

## VITASPICULE ERASER

5g/Syringe

80,000 bio-needles per Syringe

Spicule length: 200um



RETAIL

### Targeted Acne & Spot Corrector

- Reduces localised pimples, cystic acne, and congestion
- Helps fade post-acne pigmentation and dark spots
- Assists in scar reduction and skin texture smoothing
- Calms redness, swelling, and irritation
- Supports faster

### KEY INGREDIENTS

- **Hydrolysed Sponge** - Aids skin regeneration & ingredient delivery
- **Ku shen** - Antioxidant and brightens pigment
- **Allantoin (Comfrey Root)** - Soothes & calms
- **Ledebouriella Divaricate Root Extract (Fang Feng)**- Soothing, anti-inflammatory and immune-boosting properties to calm irritated skin and support overall skin health.



# BIO NEEDLING

## USAGE RECOMMENDATIONS

### AT HOME USE - Use every 2 to 3 days (PM)

1. Cleanse the skin with a gentle cleanser.
2. Apply a small amount of Pimple Sniper directly onto the affected areas.
3. Gently massage in until absorbed. For optimal effectiveness, we recommend using the product in the evening. For more stubborn acne, you can apply it both morning and evening for accelerated results.
4. Continue your usual skincare routine. Use an SPF during the day and avoid sun exposure.

# BIO-MICRONEEDLING

## BIO-MICRONEEDLING ADD-ONS

Enhance Your Revenue with Additional Bio-Microneedling Options!

**Dermaplaning + Bio-Microneedling:** Start with a gentle dermaplaning session to prepare the skin and optimize the effects of Bio-Microneedling.

**IPL + Bio-Microneedling:** Combine these treatments to achieve maximum results, offering a comprehensive approach for youthful, radiant skin.

**Hydra/Hydro Facials + Bio-Microneedling:** Pamper your clients with a hydrating facial before Bio-Microneedling using gentle, non-acidic solutions.

**LED + Bio-Microneedling:** Enhance the treatment by incorporating LED light therapy during or after Bio-Microneedling to boost its effects.

**High Frequency + Bio-Microneedling:** Ideal for post-extraction, this add-on can further enhance the benefits of Bio-Microneedling.

**Galvanic Machine + Bio-Microneedling:** Pre-treatment galvanic sessions can amplify the effects of Bio-Microneedling.

**Steamer, Enzyme Exfoliant (Nimue), or Ultrasonic Scrubber + Bio-Microneedling:** Use these tools for a deep cleanse before extractions, ensuring they are done before Bio-Microneedling.

**Microcurrent + Bio-Microneedling:** Stimulate collagen production and enhance results with microcurrent treatment before or after Bio-Microneedling.

**Exosomes:** Apply them post-bio-microneedling for highly effective delivery and results.

During salon treatments, you can incorporate spicules to boost results:

Mix a small, pea-sized amount of spicules (vial 1) into masks or serums. Adding filtered water increases friction and enhances peeling.

# BIO NEEDLING

## NOTES

---

---

---

---

---

---

---

---

---

---

---

---

# BIO NEEDLING

## NOTES

---

---

---

---

---

---

---

---


---

---

---

---

# BIO NEEDLING



DISTRIBUTED IN AUSTRALIA BY



1300 437 638  
info@vitalplus.com.au

